

charles
SCHWAB

How to deposit checks using your mobile device

See other side for step-by-step instructions >

To deposit checks into your Schwab brokerage and Schwab Bank accounts, simply take a picture with your iPhone®, iPad®, or Android™. It's quick, it's easy and it's free.

Visit Schwab.com/mobile for more information¹



BROKERAGE PRODUCTS: NOT FDIC INSURED ■ NO BANK GUARANTEE ■ MAY LOSE VALUE

¹Schwab clients must apply for this service. Certain criteria apply, and approval is not guaranteed.

Schwab Mobile Deposit service is subject to certain eligibility requirements, limitations and other conditions. Enrollment is not guaranteed and standard hold policies apply. Requires a wireless signal or mobile connection.

Functionality may vary by device.

Apple®, the Apple logo, iPhone, iPad and App Store are trademarks of Apple Inc., registered in the U.S. and other countries.

Android is a trademark of Google Inc. Use of this trademark is subject to Google Permissions.

Charles Schwab & Co., Inc. ("Schwab") and Charles Schwab Bank are separate but affiliated companies and subsidiaries of The Charles Schwab Corporation ("Charles Schwab"). Brokerage products are offered by Charles Schwab & Co., Inc., Member SIPC. Deposit and lending products and services are offered by Charles Schwab Bank, Member FDIC and an Equal Housing Lender.

©2017 Charles Schwab & Co., Inc. All rights reserved. [Member SIPC](#). IAN (0317-W38B) SLS62839-04 (03/17)

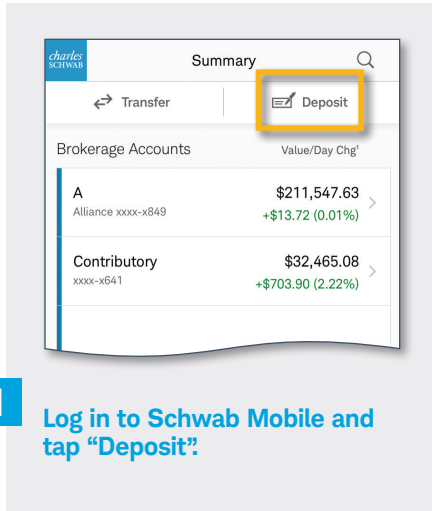
00191764

Available on the
App Store

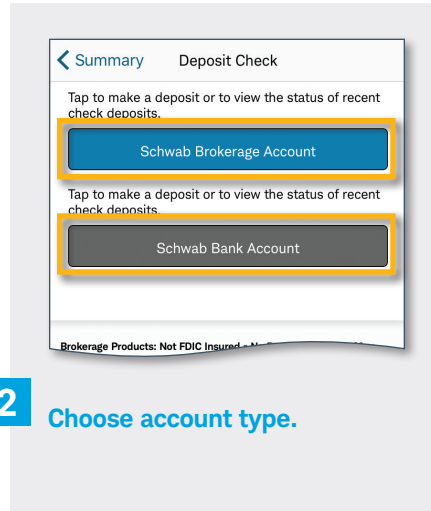
ANDROID APP ON
Google play

Own your tomorrow.

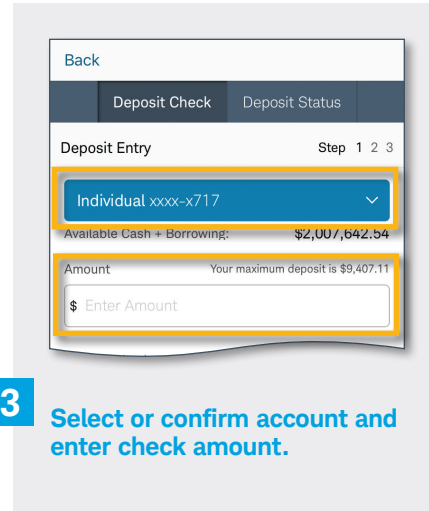
How to deposit checks into your Schwab or Schwab Bank account, step-by-step.



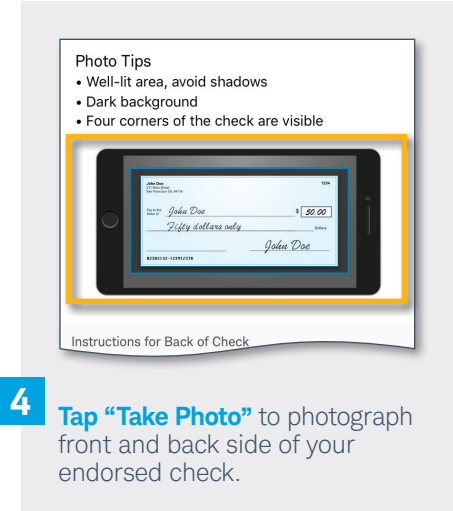
1 Log in to Schwab Mobile and tap “Deposit”.



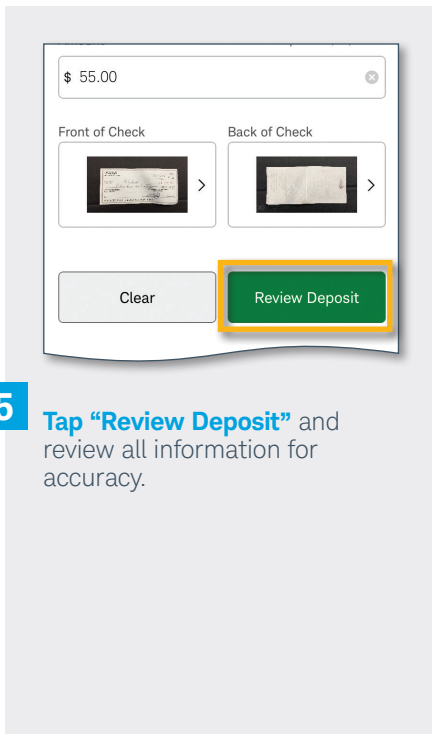
2 Choose account type.



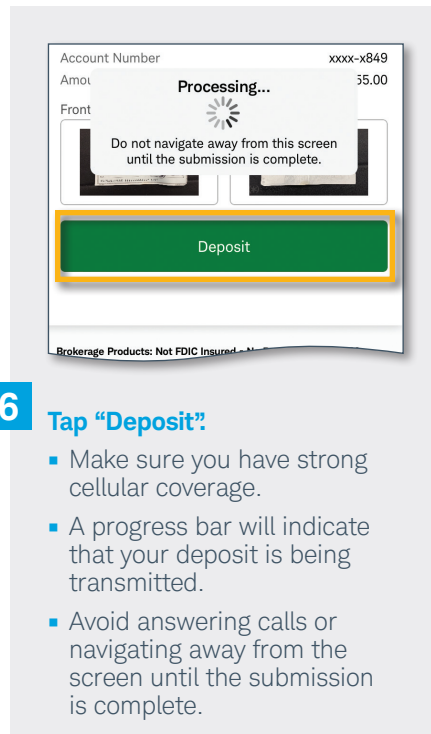
3 Select or confirm account and enter check amount.



4 Tap “Take Photo” to photograph front and back side of your endorsed check.

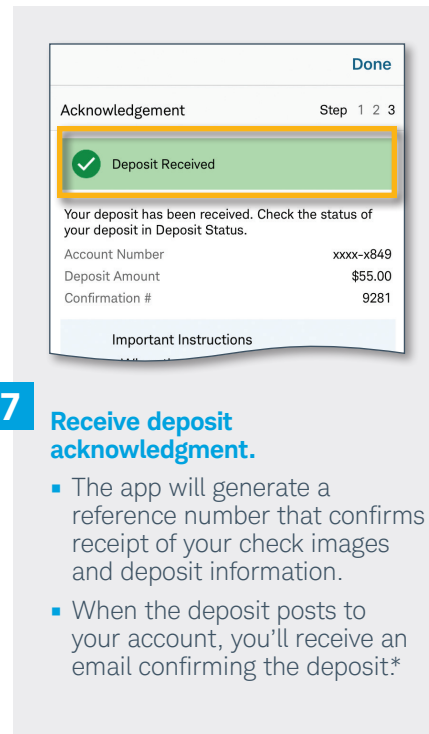


5 Tap “Review Deposit” and review all information for accuracy.



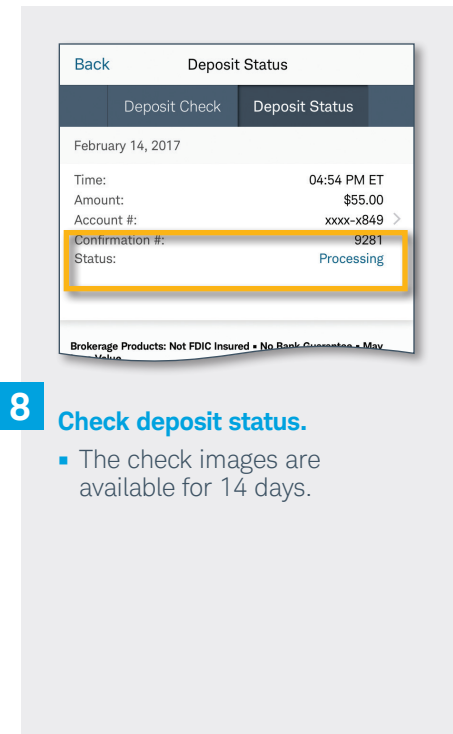
6 Tap “Deposit.”

- Make sure you have strong cellular coverage.
- A progress bar will indicate that your deposit is being transmitted.
- Avoid answering calls or navigating away from the screen until the submission is complete.



7 Receive deposit acknowledgment.

- The app will generate a reference number that confirms receipt of your check images and deposit information.
- When the deposit posts to your account, you'll receive an email confirming the deposit.*



8 Check deposit status.

- The check images are available for 14 days.

*Schwab Mobile Deposit service subject to limitations and other conditions. Standard hold policies apply.